












Online Safety: Keeping Zibb Safe Online

| | | |
|--|---|--|
| Aim: Use technology safely and respectfully in the context of guiding others to make the right choices online. To apply my online safety knowledge to help others make good choices online. | Success Criteria: I can recall some of the online safety skills I have been learning. I can recognise potential dangers online. I can use my online safety knowledge to decide what to do in different situations. I can guide others to make safe choices online. | Resources: Lesson Pack Scissors Glue sticks |
| | Key/New Words: Online, digital, Internet, danger, SMART, safe, meet, accept, reliable, tell, danger, email. | Preparation: Zibb's Online Safety Flapbook - as required, including one pre-made version to show as an example |

Prior Learning: Children will have completed Lessons 1-5 of the Year 1 Online Safety unit.

Learning Sequence

| | | |
|--|--|---|
|  | Our Online Safety Skills: Use the questions on the Lesson Presentation to recap the skills and knowledge children have learnt in the prior lessons. Children can discuss their answer with a partner. Then, click to reveal and discuss the answer shown. <i>Can the children recall the key facts they have learnt about using the Internet safely?</i> |  |
|  | Meet Zibb: Introduce children to Zibb, an alien who has travelled to Earth and has never used the Internet before. What can children tell Zibb about the Internet? Highlight the fact that as well as having fun online, Zibb will need help to stay safe. |  |
|  | Zibb's Online Safety Flapbook: Show children the Zibb's Online Safety Flapbook template and discuss the different sections and make sure children understand each word, e.g. personal. Show children a pre-made flapbook and demonstrate how it works. To make their flapbooks, children will need to stick page one onto page two along the vertical edge on the left. They then cut along the dotted lines on page one to create flaps that can be folded back to reveal the facts underneath. Children use their knowledge of online safety to make Zibb's Online Safety Flapbook with information to help Zid to stay safe when using the Internet. <i>Can children recognise potential online dangers?</i> |  |
|  <p>Children work in an adult-led group to make one flapbook together or one each, with support. As a group, read through the different facts and decide which are true and which are false. Then, work together to stick the facts into the correct place in the flapbook.</p> |  <p>Children can work individually or in pairs. They choose the correct word from the word bank to complete each online safety fact. They then choose the correct place to stick each fact in their flapbook.</p> |  <p>Children can work individually or in pairs. They use the word bank and picture clues to write online safety facts. They then stick each fact in the correct place in their flapbook.</p> |
|  | What Should Zibb Do? Use the Lesson Presentation to show children different scenarios that Zibb finds himself in. Ask children to decide what Zibb should do. Refer to prior learning and clear up any misconceptions. <i>Can children apply their online safety to different contexts? Can children guide others to make safe choices online?</i> |  |

Taskit

Createit: Use the _____ to teach children how to make their very own Zibb, complete with spaceship.

Writeit: Children could write a _____ from Zibb to his family, explaining what he has learnt about online safety.



Computing

Online Safety



Keeping Zibb Safe Online



Aim

- To apply my online safety knowledge to help others make good choices online.

Success Criteria

- I can recall some of the online safety skills I have been learning.
- I can recognise potential dangers online.
- I can use my online safety knowledge to decide what to do in different situations.
- I can guide others to make safe choices online.

Our Online Safety Skills



We have been learning about how to stay safe online.

Use what you have learnt so far to answer the questions on the next slides.

How much can you remember?



Our Online Safety Skills



What information should you write on a picture you have created?



Your name and date

When you create a piece of work, you own it! Writing your name and date shows other people that you made it and tells them when. This could help to prove that it is your work in the future, even if your work is shared around the world using the Internet.

Our Online Safety Skills

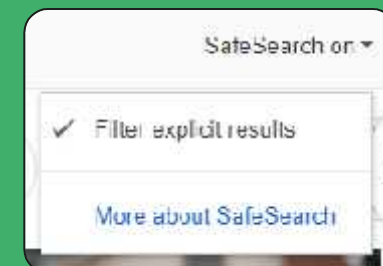


What can you use to keep safe when you are searching online for a picture of a puppy?



SAFE SEARCH KIDS

Use safesearchkids.com or turn on the **Safe Search** filters in your search engine.



Our Online Safety Skills



What does the **M** stand for in the SMART rules?



SMART

M is for Meet.



Don't meet people you only know from online.

Our Online Safety Skills



Should you tell strangers where you live?



No. Keep it safe!



Never give out personal information to strangers, either online or offline.



If anyone asks you for this information, tell a trusted adult straight away.


Our Online Safety Skills



You need to invite people to a party. What would be quicker and easier than sending everyone a letter in the post?



You could send an email to all of your friends. Only send the email to people that you know in real life.



Meet Zibb

Say hello to Zibb.

He is visiting Earth for the first time!

Zibb has never used the Internet before and is excited to give it a try.



Meet Zibb

What can we tell Zibb about the Internet?

We can go on the Internet using computers, tablets or phones.



You can do lots of great things online, like playing games and finding out interesting information.



We want Zibb to enjoy the Internet and find out how useful it can be.
We also need to help Zibb to stay safe online.

Zibb's Online Safety Flapbook



Zibb needs our help to stay safe on the Internet.



You are going to use your excellent knowledge of online safety to make a helpful flapbook for Zibb.



Zibb will be able to read your flapbook and use it to remind him how to stay safe online.

Zibb's Online Safety Flapbook



Blank flapbook template with a vertical title bar on the left that says "Online Safety". The main area is divided into five horizontal sections by dashed lines, each with an icon and a label:

- Personal:** House and beer icons.
- Search:** Laptop and magnifying glass icon.
- Email:** Envelope with @ symbol icon.
- Meet:** Two people silhouettes icon.
- Tell:** Person with speech bubble icon.

Blank flapbook template with a vertical title bar on the left that says "Online Safety". The main area is divided into five horizontal sections by dashed lines, each with an icon and a label:

- Personal:** House and beer icons.
- Search:** Laptop and magnifying glass icon.
- Email:** Envelope with @ symbol icon.
- Meet:** Two people silhouettes icon.
- Tell:** Person with speech bubble icon.

Blank flapbook template with a vertical title bar on the left that says "Online Safety". The main area is divided into five horizontal sections by dashed lines, each with an icon and a label:

- Personal:** House and beer icons.
- Search:** Laptop and magnifying glass icon.
- Email:** Envelope with @ symbol icon.
- Meet:** Two people silhouettes icon.
- Tell:** Person with speech bubble icon.

What Should Zibb Do?



Zibb has been having great fun on the Internet.

He has used a search engine to find out all about penguins!



He has also sent an email to his cousin Boop, who is visiting Mexico.



What Should Zibb Do?




Zibb checks his email to see if he has a reply from his cousin, Boop.

He has a new email.

| Name | Subject | Date |
|--------------------------------------|-------------------|----------------------|
| <input type="checkbox"/> Creepy Croc | FREE Penguin Toy! | 10 th Nov |

What do you think Zibb should do?

The email is not from someone that Zibb knows.
The subject sounds too good to be true.
Zibb should delete the email.



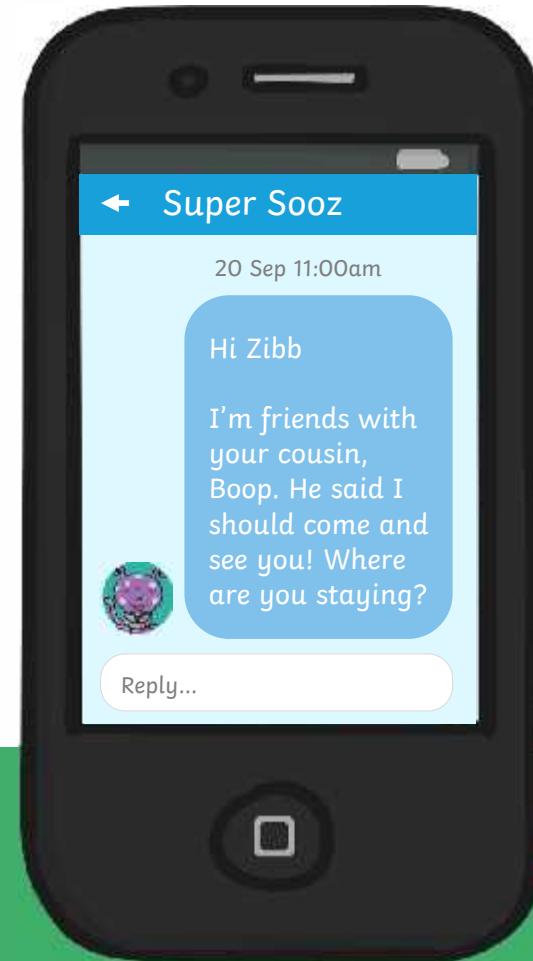
What Should Zibb Do?



Zibb checks his smartphone.

He has a new message.

What do you think Zibb should do?



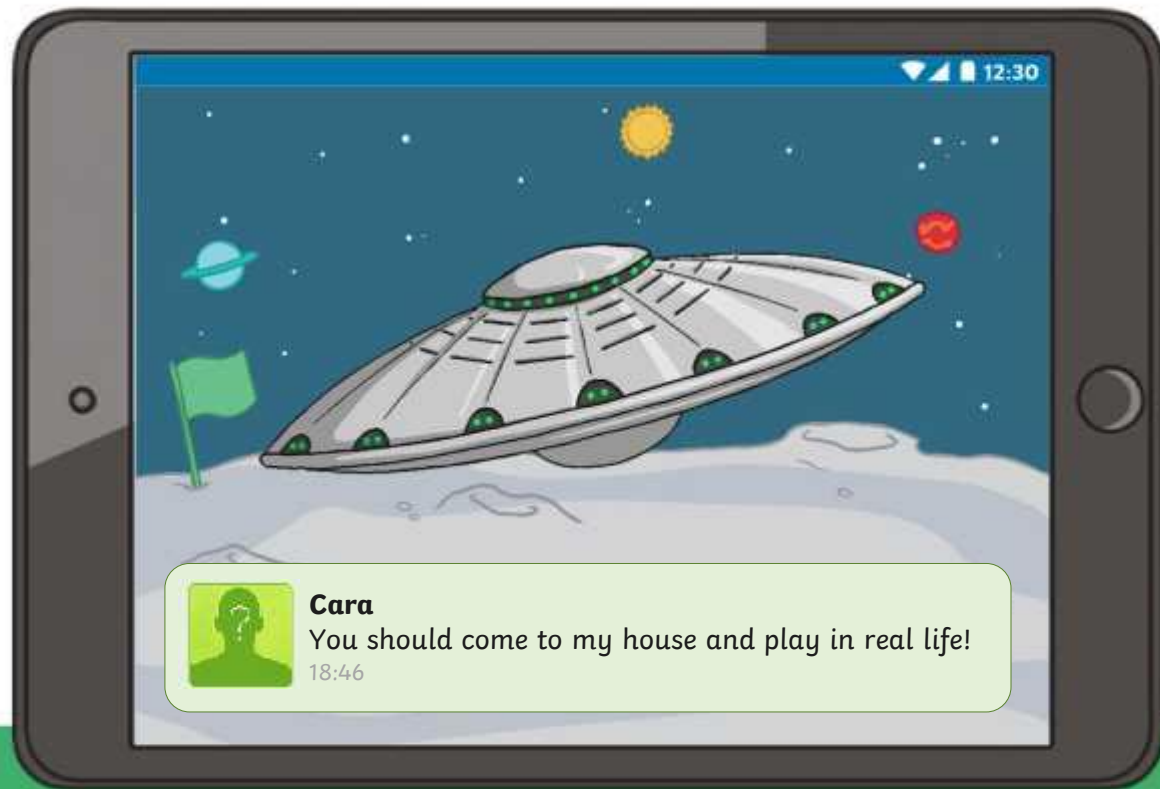
The message is from a stranger. Zibb should not tell Super Sooz where he is staying.

What Should Zibb Do?



What do you think Zibb should do?

You should not agree to meet someone that you only know from online. Zibb should not meet Cara in real life. Zibb should tell a trusted adult.





What Should Zibb Do?



Zibb is using a computer to make a special birthday card for his mum.

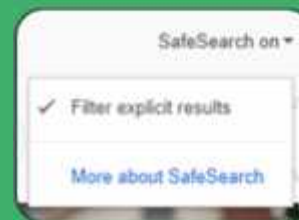
Zibb's mum loves spiders!

Zibb decides to look online to find the perfect picture of a spider.

What do you think Zibb should do?



Zibb should use safesearchkids.com or Safe Search filters to make sure the pictures are safe for him to see.



What Should Zibb Do?



Well done! You have helped keep Zibb safe online.

It's time for Zibb to go back home and tell the other aliens everything he has learned online.




Aim



- To apply my online safety knowledge to help others make good choices online.

Success Criteria

- I can recall some of the online safety skills I have been learning.
- I can recognise potential dangers online.
- I can use my online safety knowledge to decide what to do in different situations.
- I can guide others to make safe choices online.





Zibb's Online Safety Flapbook


Online Safety



Personal



Search



Email



Meet



Tell



Stick page 1 here.

| |
|--|
| |
| |
| |
| |
| |
| |



Decide if the facts are true or false. If they are true, cut and stick them in the correct place in your flapbook.

Don't tell people online where you live.



Only open emails from people you know.

| Name | Subject | Date |
|--|-----------------------|----------------------|
| Ben | RE: Party | 10 th Nov |
| Harry | RE: Party | 10 th Nov |
| <input type="checkbox"/> Not West Bank | Tell us your address! | 10 th Nov |
| Amelia | RE: Party | 10 th Nov |

Use a search goblin to help you find pictures online.



Never meet a stranger that you only know from online.



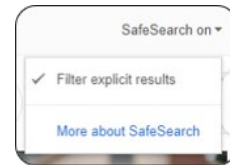
If something online upsets you, tell a pirate.






Use safesearchkids.com or Safe Search filters to find pictures online.

**SAFE
SEARCH
KIDS**



Don't tell people online your favourite colour.



It is OK to meet a stranger from the Internet if you wear a mask.



Always tell a trusted adult if something online upsets or worries you.



Wear a helmet whenever you open an email.





Zibb's Online Safety Flapbook


Online Safety



Personal



Search



Email



Meet



Tell



Stick page 1 here.

| |
|--|
| |
| |
| |
| |
| |
| |



Choose the correct word to complete each fact. Then, cut and stick each one in the correct place in your flapbook.

tell filters live emails meet

Always _____ a trusted adult if something online upsets or worries you.

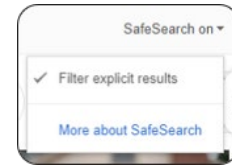


Only open _____ from people you know.

| Name | Subject | Date |
|--|-----------------------|----------------------|
| <input checked="" type="checkbox"/> Ben | RE: Party | 10 th Nov |
| <input checked="" type="checkbox"/> Harry | RE: Party | 10 th Nov |
| <input type="checkbox"/> Not West Bank | Tell us your address! | 10 th Nov |
| <input checked="" type="checkbox"/> Amelia | RE: Party | 10 th Nov |

Use safesearchkids.com or Safe Search _____ to find pictures online.

**SAFE
SEARCH
KIDS**



Never _____ a stranger that you only know from online.



Don't tell people online where you _____.





Zibb's Online Safety Flapbook


Online Safety



Personal



Search



Email



Meet



Tell




Stick page 1 here.





Write your own online safety fact about each picture. Then, cut and stick each one in the correct place in your flapbook.


| | | | | | |
|-------|--------|---------|----------|---------|------------|
| live | tell | safe | search | filters | pictures |
| facts | emails | friends | stranger | meet | tell adult |



| Name | Subject | Date |
|--|-----------------------|----------------------|
| <input checked="" type="checkbox"/> Ben | RE: Party | 10 th Nov |
| <input checked="" type="checkbox"/> Harry | RE: Party | 10 th Nov |
| <input type="checkbox"/> Not West Bank | Tell us your address! | 10 th Nov |
| <input checked="" type="checkbox"/> Amelia | RE: Party | 10 th Nov |







Online Safety | Keeping Zibb Safe Online

| | | |
|---|--|--|
| To apply my online safety knowledge to help others make good choices online. | | |
| I can recall some of the online safety skills I have been learning. | | |
| I can recognise potential dangers online. | | |
| I can use my online safety knowledge to decide what to do in different situations. | | |
| I can guide others to make safe choices online. | | |

Online Safety | Keeping Zibb Safe Online

| | | |
|---|--|--|
| To apply my online safety knowledge to help others make good choices online. | | |
| I can recall some of the online safety skills I have been learning. | | |
| I can recognise potential dangers online. | | |
| I can use my online safety knowledge to decide what to do in different situations. | | |
| I can guide others to make safe choices online. | | |

Online Safety | Keeping Zibb Safe Online

| | | |
|---|--|--|
| To apply my online safety knowledge to help others make good choices online. | | |
| I can recall some of the online safety skills I have been learning. | | |
| I can recognise potential dangers online. | | |
| I can use my online safety knowledge to decide what to do in different situations. | | |
| I can guide others to make safe choices online. | | |

Online Safety | Keeping Zibb Safe Online

| | | |
|---|--|--|
| To apply my online safety knowledge to help others make good choices online. | | |
| I can recall some of the online safety skills I have been learning. | | |
| I can recognise potential dangers online. | | |
| I can use my online safety knowledge to decide what to do in different situations. | | |
| I can guide others to make safe choices online. | | |

Online Safety | Keeping Zibb Safe Online

| | | |
|---|--|--|
| To apply my online safety knowledge to help others make good choices online. | | |
| I can recall some of the online safety skills I have been learning. | | |
| I can recognise potential dangers online. | | |
| I can use my online safety knowledge to decide what to do in different situations. | | |
| I can guide others to make safe choices online. | | |

Online Safety | Keeping Zibb Safe Online

| | | |
|---|--|--|
| To apply my online safety knowledge to help others make good choices online. | | |
| I can recall some of the online safety skills I have been learning. | | |
| I can recognise potential dangers online. | | |
| I can use my online safety knowledge to decide what to do in different situations. | | |
| I can guide others to make safe choices online. | | |

Online Safety | Keeping Zibb Safe Online

| | | |
|---|--|--|
| To apply my online safety knowledge to help others make good choices online. | | |
| I can recall some of the online safety skills I have been learning. | | |
| I can recognise potential dangers online. | | |
| I can use my online safety knowledge to decide what to do in different situations. | | |
| I can guide others to make safe choices online. | | |

Online Safety | Keeping Zibb Safe Online

| | | |
|---|--|--|
| To apply my online safety knowledge to help others make good choices online. | | |
| I can recall some of the online safety skills I have been learning. | | |
| I can recognise potential dangers online. | | |
| I can use my online safety knowledge to decide what to do in different situations. | | |
| I can guide others to make safe choices online. | | |